

Tomasz Budkowski, MA  
sworn translator of English

\*\*\* Certified translation from Polish \*\*\*

---

**MEDIRATY SPÓŁKA Z OGRANICZONĄ  
ODPOWIEDZIALNOŚCIĄ**

Financial statements for the period  
from **01.01.2020** to **31.12.2020**



## INTRODUCTION TO THE FINANCIAL STATEMENTS

### 1. Entity's data

**Name:** MEDIRATY SPÓŁKA Z OGRANICZONĄ ODPOWIEDZIALNOŚCIĄ

**Headquarters:** Lechicka 23A, 02-156 Warsaw

**PKD (Polish Classification of Activity) codes defining the entity's primary activity:**

6492Z, 6420Z, 6491Z, 6499Z, 6619Z, 6621Z, 6622Z, 6629Z

**Tax identification number:**

NIP: 5223017773

**Number in the relevant court register:**

KRS: 0000516085

### 2. Indication of the duration of the entity's operations, if limited

Not applicable.

### 3. The period covered by the financial statements

Financial statements prepared for the period from 01.01.2020 to 31.12.2020

### 4. Indication of whether the financial statements include aggregate data

The financial statements do not include aggregate data.

### 5. Assumption of continued economic activity

Financial statements prepared on the assumption that the entity will continue as a going concern.

No circumstances have been identified that indicate a threat to continued operations.

### 6. Information about the merger of companies

Not applicable.

### 7. Accounting policy

**Discussion of the methods adopted for valuation of assets and equity & liabilities (including depreciation/amortisation):**

A. Intangible assets

Not present

B. Fixed assets

Not present

C. Fixed assets under construction

Not present

D. Investments

Investments in subsidiaries, jointly controlled entities and affiliates,



as well as other long-term investments are valued at fair value.

Other short-term investments excluding cash and financial assets are valued at adjusted cost - if a maturity date has been specified for the asset, and short-term investments for which there is no alternative market, at another specified fair value.

Financial assets at the time of entry into the books are valued at cost (purchase price), which is the fair value of the consideration paid.

Transaction costs are included in the initial value of these financial instruments. Financial assets are entered in the books on the date of the transaction.

#### E. Accounts receivable and accounts payable

Receivables are valued at the amount of required payment, in accordance with the principle of prudence. At the end of the financial year, receivables are analysed for impairment. Receivables in foreign currencies not settled as of the balance sheet date are valued at the average exchange rate established for a given currency by the National Bank of Poland on that date. Disputed, doubtful or significantly overdue receivables were covered by write-offs. Impairment charges on the balance sheet have reduced these receivables.

Liabilities are measured at the price to be paid.

#### F. Inventories

The company, due to the service nature of its business, does not carry out warehouse management.

#### G. Cash and cash equivalents

Cash shown in the balance sheet includes cash on hand, in the bank and short-term deposits with a maturity of three months or less.

Monetary assets are valued at face value at the end of the reporting period.

#### H. Accruals

The Company makes prepaid expenses if they relate to future reporting periods. Accrued expenses are made in the amount of probable liabilities attributable to the current reporting period.

#### I. Income tax

Provision for income taxes is made in relation to all positive temporary differences occurring at the balance sheet date between the tax value of assets and liabilities and their carrying value as shown in the financial statements.

A deferred tax liability is recognised for all taxable temporary differences, unless the deferred tax liability arises from the amortisation of goodwill or the initial recognition of an asset or liability in a transaction that is not a business combination and, at the time of the transaction, affects neither accounting profit nor taxable profit or tax loss.



A deferred tax asset is recognized for all deductible temporary differences, as well as unused deferred tax assets and unused tax losses carried forward, to the extent that it is probable that taxable income will be generated to utilize the aforementioned differences, assets and losses.

The carrying amount of the deferred tax asset is reviewed at each balance sheet date and is reduced accordingly to the extent that it is no longer probable that sufficient taxable income will be available to partially or fully realize the deferred tax asset.

Deferred tax assets and deferred tax liabilities are measured using the tax rates that are expected to apply in the period when the asset is realized or the liability is released, taking as a basis the tax rates (and tax laws) enacted as of the balance sheet date.

#### J. Valuation of assets and liabilities expressed in foreign currencies

Transactions expressed in currencies other than the Polish zloty are translated into Polish zlotys using the exchange rate in effect on the day preceding the transaction.

The value of outgoing foreign currencies from the bank account is valued sequentially at exchange rates starting with the one applied earliest.

As of the balance sheet date, assets and liabilities expressed in currencies other than the Polish zloty are translated into the Polish zloty using the average exchange rate of the National Bank of Poland, respectively.

#### K. Exchange rate differences

Exchange rate differences resulting from the valuation as of the balance sheet date of assets and liabilities denominated in foreign currencies, except for long-term investments, and arising in connection with the payment of receivables and liabilities in foreign currencies, as well as on the sale of currencies, are included in financial income or expenses, respectively.

#### L. Financial instruments

Financial instruments are valued in accordance with the Accounting Act and the Decree of the Minister of Finance dated 12/12/2001 on detailed rules for recognition, valuation methods, scope of disclosure and presentation of financial instruments.

#### M. Materiality of the financial statements

The Company applies simplifications under Article 4 (4) of the Accounting Law when this does not have a material adverse effect on the fulfilment of the obligation.

The Company determines the materiality level of the following criteria (materiality is exceeded when both parameters are exceeded simultaneously):

- 0.99% of total assets
- 0.49% of operating income from sales.





## **Determination of the financial result:**

### **A. Financial result**

The Company's financial result in a given financial year includes all revenues earned, attributable to the Company, and expenses charged to the Company related to those revenues, in accordance with the principles outlined above, other operating revenues and expenses, the result of prudent measurement of assets and equity & liabilities.

### **B. Revenues and expenses**

The costs of current operating activities are recorded in the accounts of Group "4" - by type (Group 4).

Operating expenses are accounted for over time whenever the period to which they relate is longer than one financial year. Operating expenses relating to more than one reporting period but not extending beyond the financial year are included in full in the expenses of the current reporting period.

Operating expenses represent costs directly related to the Company's core business. Costs are recognized on an accrual basis to ensure that revenues and related expenses are commensurate.

Other operating expenses include loss on disposal of nonfinancial fixed assets, revaluation of property, plant and equipment and inventories, costs of unused production capacity not included in product manufacturing costs, allowances for receivables, compensation, penalties paid, donations made, penalty interest on taxes, social security and customs duties.

Finance costs include paid and accrued interest on loans and borrowings received, losses related to securities trading, excess of foreign exchange losses over gains, write-offs of financial assets and short-term securities.

The value of sales is accounted for based on the amount of invoices issued during the year less value added tax. Sales revenues presented in the income statement are reduced by discounts and other concessions granted to customers treated according to the same principles as discounts.

Revenue from the provision of services is recognized in proportion to the degree of completion of the service, provided that it can be reliably estimated. If the effects of a transaction related to the provision of services cannot be reliably determined, revenue from the provision of services is recognized only up to the amount of costs incurred for such services.

The origination fee associated with the loans is recognized in the Company's operating income in the year of the loan up to the amount of the profit on the loan after taking into account the Company's financing costs associated with the loan throughout the financing period. In connection with early repayment bonuses granted to borrowers, the Company makes provisions for early repayment bonuses. The level of provisions set up reflects anticipated early loan repayments.



Interest on loans, the granting of which is the Company's core business, is recognized in service revenue as it accrues, if its receipt is not in doubt.

Other operating income includes gain on disposal of nonfinancial fixed assets, the equivalent of reversed provisions and asset write-downs, expired or cancelled liabilities, received grants, subsidies, contributions, compensation and donations.

Financial income includes interest received or receivable on loans and advances, income related to securities trading and the excess of positive exchange differences over negative exchange differences.

Dividends due are recognised as financial income as at the date of the shareholders' meeting of the company in which the entity has invested adopting a resolution on the distribution of profit, unless the resolution specifies another date for the entitlement to dividends.

**Preparation of the financial statements:**

The financial statements have been prepared in accordance with the practice of entities operating in Poland, based on Appendix 1 of the Accounting Act of 29 September 1994 (Journal of Laws of 2019, item 351, as amended) and the implementing regulations issued on that basis.

**Other accounting principles adopted by the entity:**

The accounting principles adopted by the Company have been applied continuously and are in line with the accounting principles adopted by the entity.

The company prepares its income statement on a comparative basis.

Income from repayment of loans granted, including interest, was included in the entity's operating activities.

The granting and repayment of loans were included in the investment segment of the cash flow statement.

## **8. Further details**

**Keeping the books**

The books of account are kept in an external accounting firm - KP Consulting Sp. z o.o. with headquarters in Warsaw (00-549) at ul. Piękna 24/26a. Account books are kept at the location of the accounting office.

The account books include:

- 1) journal,
  - 2) general ledger,
  - 3) support books,
  - 4) statements of turnover and balances of general ledger accounts and balances of auxiliary accounts.
- The account books of account are kept in computerized form, with the help of the Comarch Optima program - a comprehensive service system used to record all business operations.

Settlements of salaries for labour and contracts of mandate are carried out using the Comarch Optima human resources and payroll program.







**BALANCE SHEET***Assets Data in PLN*

	Amount at the end of the current financial year	Amount at the end of the previous financial year
--	--	---

<b>A. NON-CURRENT ASSETS</b>	<b>58,542,843.72</b>	<b>19,316,697.83</b>
<b>I. Intangible assets:</b>		
1. Costs of completed development works		
2. Goodwill		
3. Other intangible assets		
4. Advances for intangible assets		
<b>II. Tangible fixed assets</b>		
1. Fixed assets:		
a) land (including the right of perpetual usufruct)		
b) buildings, premises, right to premises and civil engineering facilities		
c) technical devices and machines		
d) means of transport		
e) other fixed assets		
2. Fixed assets under construction		
3. Advances for fixed assets under construction		
<b>III. Long-term receivables</b>		
1. From related entities		
2. From other entities in which the entity has equity interests		
3. From other entities		
<b>IV. Long-term investments</b>	<b>58,247,163.36</b>	<b>19,316,697.83</b>
1. Real Estate		
2. Intangible assets:		
3. Long-term financial assets	58,247,163.36	19,316,697.83
a. in related entities	39,702,068.75	12,420,000.00
- stocks or shares		
- other securities		
- loans granted	39,702,068.75	12,420,000.00
- other long-term financial assets		
b. in other entities in which the entity has an equity interest		
- stocks or shares		
- other securities		
- loans granted		
- other long-term financial assets		
c. in other entities	18,545,094.61	6,896,697.83
- stocks or shares		





- other securities		
- long term loans granted	18,545,094.61	6,896,697.83
- other long-term financial assets		
4. Other long-term investments		
<b>V. Long-term prepayments/accruals</b>	<b>295,680.36</b>	
1. Deferred tax assets	174,538.87	
2. Other long-term prepayments	121,141.49	
<b>B. CURRENT ASSETS</b>	<b>24,122,057.19</b>	<b>8,492,686.38</b>
<b>I. Inventories</b>		
1. Materials		
2. Semi-finished products and work in progress		
3. Finished products		
4. Goods		
5. Advances for supplies and services		
<b>II. Short-term receivables</b>	<b>130,491.06</b>	<b>43,435.62</b>
1. Receivables from related entities	110,011.64	
a) on account of trade receivables, maturing:		
- up to 12 months		
- over 12 months		
b) other	110,011.64	
2. Receivables from other entities in which the entity has equity interests		
a) trade receivables, maturing:		
- up to 12 months		
- over 12 months		
b) other		
3. Receivables from other entities	20,479.42	43,435.62
a) trade receivables, maturing:	18,926.20	42,942.62
- up to 12 months	18,926.20	42,942.62
- over 12 months		
b) on account of taxes, subsidies, customs duties, social and health insurance and other public law titles	38.00	
c) other	1,515.22	493.00
d) claimed at court		
<b>III. Short-term investments</b>	<b>23,071,128.82</b>	<b>7,945,971.75</b>
1. Short-term financial assets	23,071,128.82	7,945,971.75
a) in related entities	2,624,264.86	153,372.22
- stocks or shares		
- other securities		
- loans granted		
- other short-term financial assets	2,624,264.86	153,372.22
b) in other entities	19,375,109.18	7,657,623.05
- stocks or shares		
- other securities		




- loans granted	19,375,109.18	7,657,623.05
- other short-term financial assets		
c) cash and other financial assets	1,071,754.78	134,976.48
- cash in hand and at bank	1,071,754.78	134,976.48
- other cash		
- other financial assets		
2. Other short-term investments		
<b>IV. Short-term prepayments</b>	<b>920,437.31</b>	<b>503,279.01</b>
<b>C. CALLED-UP SHARE CAPITAL (FUND) NOT PAID</b>		
<b>D. OWN SHARES (STOCKS)</b>		
<b>TOTAL ASSETS</b>	<b>82,664,900.91</b>	<b>27,809,384.21</b>









1. To related entities		1,430.00
a) on account of trade liabilities, maturing:		
- up to 12 months		
- over 12 months		
b) other		1 430,00
2. To other entities in which the entity has equity interests		
a) on account of trade liabilities, maturing:		
- up to 12 months		
- over 12 months		
b) other		
3. To other entities	11,118,317.76	10,626,779.33
a) credits and loans	1,672,125.48	50,416.66
b) on account of issuance of debt securities	9,340,000.00	10,505,240.65
c) other financial liabilities		
d) on account of trade liabilities, maturing:	73,293.39	35,251.24
- up to 12 months	73,293.39	35,251.24
- over 12 months		
e) advances received for supplies and services	237.60	
f) bill-of-exchange liabilities		
g) on account of taxes, customs duties, social and health insurance and other public law titles	32,661.29	35,781.78
h) on account of wages and salaries		
i) other		89.00
4. Special funds		
<b>IV. Accruals</b>		<b>67,725.00</b>
1. Negative goodwill		
2. Other long-term prepayments		67,725.00
- long-term		
- short-term		67,725.00
<b>TOTAL LIABILITIES</b>	<b>82,664,900.91</b>	<b>27,809,384.21</b>





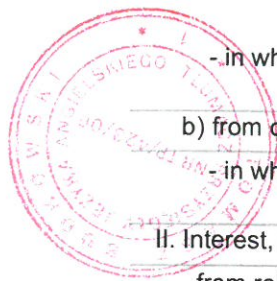
# INCOME STATEMENT

Comparative variant Data in PLN

Amount at  
the end of  
the current  
financial year

Amount at  
the end of  
the previous  
financial year

<b>A. Net sales and equalized revenues, including:</b>	<b>8,190,965.25</b>	<b>3,882,156.67</b>
- from related entities		356,036.11
I. Net revenue from sale of products	8,190,965.25	3,882,156.67
II. Change in products (increase - positive value, decrease - negative value)		
III. Cost of manufacturing products for the entity's own needs		
IV. Net revenues from sales of goods and materials		
<b>B. Operating expenses</b>	<b>1,110,260.82</b>	<b>650,943.33</b>
I. Amortisation/Depreciation		
II. Consumption of materials and energy	19.98	
III. Third-party services	797,829.27	624,804.57
IV. Taxes and fees, including:	299,384.33	24,265.68
- excise duty		
V. Salaries		
VI. Social security and other benefits, including:		
- retirement		
VII. Other costs by type	13,027.24	1,873.08
VIII. Value of goods and materials sold		
<b>C. Profit (loss) on sales(A-B)</b>	<b>7,080,704.43</b>	<b>3,231,213.34</b>
<b>D. Other operating revenue</b>		<b>18.05</b>
I. Profit from disposal of non-financial non-current assets		
II. Grants		
III. Revaluation of non-financial assets		
IV. Other operating revenue		18.05
<b>E. Other operating revenue</b>	<b>921,440.27</b>	<b>145,273.98</b>
I. Loss on disposal of non-financial non-current assets		
II. Revaluation of non-financial assets		
III. Other operating revenue	921,440.27	145,273.98
<b>F. Profit (loss) from operating activity(C+D-E)</b>	<b>6,159,264.16</b>	<b>3,085,957.41</b>
<b>G. Financial revenues</b>	<b>2,650,177.35</b>	<b>177,539.75</b>
I. Dividends and share in profit, including:		
a) from related entities, including:		



- in which the entity has equity interests		
b) from other entities, including:		
- in which the entity has equity interests		
II. Interest, including:	2,624,264.86	177,539.75
- from related entities 2,624,264.86		
III. Profit on outflow of financial assets, including:		
- in related entities		
IV. Revaluation of financial assets	25,912.00	
V. Other	0.49	
<b>H. Financial costs</b>	<b>5,413,574.21</b>	<b>786,620.46</b>
I. Interest, including:	4,660,627.71	627,272.77
- for related entities	21,989.54	11,192.58
II. Loss on outflow of financial assets, including:		
- in related entities		
III. Revaluation of financial assets		
IV. Other	752,946.50	159,347.69
<b>I. Gross profit (loss)(F+G-H)</b>	<b>3,395,867.30</b>	<b>2,476,876.70</b>
<b>J. Income tax</b>	<b>678,372.13</b>	<b>207,728.00</b>
<b>K. Other mandatory reductions in profit (increases in loss)</b>		
<b>L. Net profit (loss)(I-J-K)</b>	<b>2,717,495.17</b>	<b>2,269,148.70</b>



## STATEMENT OF CHANGES IN EQUITY

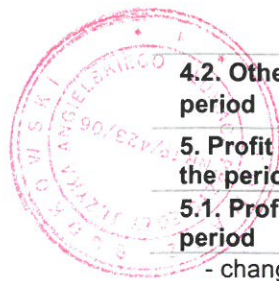
Data in PLN

Amount at  
the end of  
the current  
financial year

Amount at  
the end of  
the previous  
financial year

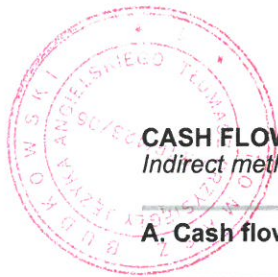
<b>I. Equity (fund) at the beginning of the period (opening balance)</b>	<b>2,412,013.88</b>	<b>142,865.18</b>
- changes in adopted accounting principles (policy)		
- adjustments of errors		
<b>I.a. Equity at the beginning of the period (opening balance) (Opening balance), as adjusted</b>	<b>2,412,013.88</b>	<b>142,865.18</b>
<b>1. Basic capital (fund) at the beginning of the period</b>	<b>200,000.00</b>	<b>200,000.00</b>
1.1. Changes in share capital (fund)	2,020,000.00	
a) increase (due to)	2,020,000.00	
- issuance of shares (share issuance)	2,020,000.00	
b) decrease (due to)		
- redemption of shares (stocks)		
<b>1.2. Basic capital (fund) at the end of the period</b>	<b>2,220,000.00</b>	<b>200,000.00</b>
<b>2. Supplementary capital (fund) at the beginning of the period</b>		
2.1. Changes in supplementary capital (fund)	8,688,864.98	
a) increase (due to)	8,745,999.80	
- issuance of shares above par value	6,476,851.10	
- profit distribution (by law)	2,269,148.70	
- profit distribution (over the statutorily required minimum value)		
b) decrease (due to)	57,134.82	
- coverage of loss	57,134.82	
<b>2.2. Supplementary capital (fund) at the end of the period</b>	<b>8,688,864.98</b>	
<b>3. Revaluation reserve (fund) at the beginning of the period - changes in adopted accounting principles (policies)</b>		
3.1. Changes in revaluation reserve (fund)		
a) increase (due to)		
b) decrease (due to)		
- purchases of fixed assets		
<b>3.2. Revaluation reserve (fund) at the end of the period</b>		
<b>4. Other reserve capitals (funds) at the beginning of the period</b>		
4.1. Changes in other reserve capitals (funds)		
a) increase (due to)		
b) decrease (due to)		





<b>4.2. Other reserve capitals (funds) at the end of the period</b>		
<b>5. Profit (loss) from previous years at the beginning of the period</b>	<b>2,212,013.88</b>	<b>-57,134.82</b>
<b>5.1. Profit from previous years at the beginning of the period</b>	<b>2,269,148.70</b>	<b>22,638.58</b>
- changes in adopted accounting principles (policy)		
- adjustments of errors		
<b>5.2. Retained earnings at beginning of period, after adjustments</b>	<b>2,269,148.70</b>	<b>22,638.58</b>
a) Increase (due to)		
- distribution of retained earnings		
b) decrease (due to)	2,269,148.70	22,638.58
- profit-sharing	2,269,148.70	22,638.58
<b>5.3. Retained earnings at the end of the period</b>		
<b>5.4. Loss from previous years at the beginning of the period</b>	<b>-57,134.82</b>	<b>-79,773.40</b>
- changes in adopted accounting principles (policy)		
- adjustments of errors		
<b>5.5. Loss from previous years at the beginning of the period, after adjustments</b>	<b>-57,134.82</b>	<b>-79,773.40</b>
a) Increase in loss (due to)		
carry-forward losses to be covered		
b) Decrease in loss (due to)	57,134.82	22,618.58
- coverage of loss with supplementary capital	57,134.82	-20.00
- coverage of loss with net profit		22,638.58
<b>5.6. Loss from previous years at the end of the period</b>		<b>-57,134.82</b>
<b>5.7. Profit (loss) from previous years at the end of the period</b>		<b>-57,134.82</b>
<b>6. Net result</b>	<b>2,717,495.17</b>	<b>2,269,148.70</b>
a) net profit	2,717,495.17	2,269,148.70
b) net loss		
c) profit deductions		
<b>II. Equity (fund) at the end of the period (closing balance)</b>	<b>13,626,360.15</b>	<b>2,412,013.88</b>
<b>III. Equity (fund), after taking into account the proposed distribution of profit (coverage of loss)</b>	<b>13,626,360.15</b>	<b>2,412,013.88</b>





**CASH FLOW STATEMENT**  
Indirect method Data in PLN

Amount at  
the end of  
the current  
financial year


Amount at  
the end of  
the previous  
financial year

**A. Cash flow from operating activities**


<b>I. Net profit (loss)</b>	<b>2,717,495.17</b>	<b>2,269,148.70</b>
<b>II. Total adjustments</b>	<b>2,617,040.26</b>	<b>613,429.36</b>
1. Amortisation/Depreciation		
2. Foreign exchange gains (losses)		
3. Interest and profit sharing (dividends)	2,036,362.85	627,272.77
4. Profit (loss) from operating activity		
5. Change in provisions	847,787.00	91,436.00
6. Change in Inventories		
7. Change in receivables	23,307.04	-43,435.62
8. Change in short-term liabilities, except for loans and borrowings	79,511.04	37,211.78
9. Change in accruals	-242,263.00	-67,725.00
10. Other adjustments	-127,664.67	-31,330.57
<b>III. Net cash flow from operating activities (I ± II)</b>	<b>5,334,535.43</b>	<b>2,882,578.06</b>

**B. Cash flow from investing activities**

<b>I. Inflows</b>	<b>28,984,778.68</b>	<b>10,693,556.15</b>
1. Disposal of intangible and tangible fixed assets		
2. Disposal of investments in real estate and intangible assets		
3. From financial assets, including:	28,984,778.68	10,693,556.15
a) in entities accounted for using the equity method		
b) in other entities	28,984,778.68	10,693,556.15
- disposal of financial assets		
- dividends and share in profit		
- repayment of long-term loans granted	27,381,329.18	10,106,446.09
- interest	1,603,449.50	587,110.06
- other proceeds from financial assets		
4. Other investment income		
<b>II. Expenses</b>	<b>73,848,552.05</b>	<b>37,641,331.16</b>
1. Acquisition of intangible and tangible fixed assets		
2. Investments in real estate and intangible assets		
3. For financial assets, including:	73,848,552.05	37,641,331.16



a) in entities accounted for using the equity method	27,392,080.59	12,420,000.00
b) in other entities	46,456,471.46	25,221,331.16
- acquisition of financial assets		
- long-term loans granted	46,456,471.46	25,221,331.16
4. Other investment expenditure		
	-44,863,773.37	-26,947,775.01
<b>III. Net cash flow from investment activities (I-II)</b>		
<b>C. Cash flow from financial activities</b>		
<b>I. Inflows</b>	<b>64,717,708.82</b>	<b>24,772,416.66</b>
1. Net inflows from issuance of shares (issuance of stocks) and other equity instruments and capital contributions	2,000,000.00	
2. Credits and loans	11,363,708.82	6,034,416.66
3. Issuance of debt securities	51,354,000.00	18,738,000.00
4. Other financial inflows		
<b>II. Expenses</b>	<b>24,251,692.58</b>	<b>602,032.12</b>
1. Acquisition of own shares (stocks)		
2. Dividends and other distributions to owners		
3. Other than distributions to owners, profit distribution expenses		
4. Repayment of loans and credits	4,760,000.00	
5. Redemption of debt securities	14,905,810.00	
6. On account of other financial liabilities		
7. Payments of liabilities under finance lease		
8. Interest	4,585,882.58	602,032.12
9. Other financial expenses		
<b>III. Net cash flow from financial activities (I- II)</b>	<b>40,466,016.24</b>	<b>24,170,384.54</b>
<b>D. Total net cash flow</b>	<b>936,778.30</b>	<b>105,187.59</b>
<b>E. Balance sheet change in cash, including: including:</b>	<b>936,778.30</b>	<b>105,187.59</b>
- change in cash due to exchange rate differences		
<b>F. Cash at the beginning of the period</b>	<b>134,976.48</b>	<b>29,788.89</b>
<b>G. Cash at the end of the period, including:</b>	<b>1,071,754.78</b>	<b>134,976.48</b>
- with limited availability	1,071,754.78	134,976.48



# INCOME TAX CALCULATION

Data in PLN

Amount for  
the current  
financial year

Amount for  
the previous  
financial year

<b>A. Gross profit (loss) for the year</b>	<b>3,395,867.30</b>	<b>2,476,876.70</b>
B. Revenues exempted from taxation (permanent differences between the profit/loss for accounting purposes and the income/ loss for tax purposes) including:	25,912.00	
Revaluation of investments (Article 12(1)(4)(e)) 4(e)	25,912.00	
C. Non-taxable revenues in the current year, including:	2,548,949.58	335,931.06
Other		335,931.06
Accrued interest on loans (Article 12(4)(11)) 2)	2,548,949.58	
D. Revenues subject to taxation in the current year, recognised in the account books of previous years, including:		
E. Costs that are not deductible revenues (permanent differences between profit/loss for accounting purposes and income/loss for tax purposes), including:	174,517.13	61,604.08
Other		61,604.08
Other costs classified as non-deductible (Article 15(1))	7,505.27	
Debt financing costs (Article 15(c))	167,011.86	
F. Costs not recognised as deductible costs in the current year, including:	918,625.68	152,565.72
Other		152,565.72
Accrued interest on loans (Article 16(1)(11)) 11).	74,745.13	
Provisions (Art. 16(1)(27)) 27)	450,000.00	
Write-offs of uncollectible debts (Article 16(1)(25)) 25)	393,880.55	
G. Costs recognised as deductible in the current year recognised in the account books of previous years, including:		
Loss from previous years, including:		47,031.78
I. Other changes in the tax base, including:		
<b>J. Income tax base</b>	<b>1,914,148.53</b>	<b>2,308,084.00</b>
<b>J. Income tax</b>	<b>363,688.00</b>	<b>207,728.00</b>



## SIGNATURES ON THE STATEMENT

### Signature not verified

Electronically signed by Jakub  
Czarzasty  
Date: 2021.04.21 11:32:17 CEST

### Sławomir Bielec

Electronically signed by  
Sławomir Bielec  
Date: 2021.04.21  
08:46:28 +02'00'





## SUPPLEMENTARY INFORMATION

*Data in PLN*

Notes and explanations

Dodatkowe\_informacje\_i\_objasnienia\_do\_Sprawozdania\_.pdf

XX

I, **Tomasz Budkowski**, sworn translator (TP/423/06), hereby certify that this is a true translation of the document presented to me.

The register in my custody is 29/08/2023

Wrocław, 16 August 2023



Tomasz Budkowski, MA  
sworn translator of English

\*\*\* Certified translation from Polish \*\*\*

---

## MEDIRATY SPÓŁKA Z OGRANICZONĄ ODPOWIEDZIALNOŚCIĄ

---

NOTES TO THE FINANCIAL STATEMENTS

---



## ADDITIONAL NOTES AND EXPLANATIONS

### Note 1 – Events after the balance sheet date

Significant events occurred after the balance sheet date until the date of signing the financial statements affecting the Company's assets and financial position not included in the financial statements:

- 1) Issuance of series Y and Z bonds
- 2) An annex to the revolving credit agreement with the Cooperative Bank in Ostrow Mazowiecki was signed, based on which the amount of the credit limit was increased to PLN 5,000,000.

### Note 2 – Changes in accounting policy

The Company made no changes to its accounting policies in the current year. The only change was that the financial statements for 2020 were prepared on the basis of Appendix 1 of the Accounting Act of 29 September 1994 (Journal of Laws of 2019, item 351, as amended) and the implementing regulations issued on this basis, while those for the previous year were prepared in accordance with Appendix 5 of the Act of 29 September 1994. This resulted in the preparation of new additional elements of the financial statements, i.e. the statement of changes in share capital and the cash flow statement (for both 2019 and 2020). The above change is due to the increase in the scale of the Company's operations. The detailed presentation of financial data for 2019-2020 has been maintained despite the change in presentation described above.

### Note 3 – Costs of completed development work and goodwill

Value of completed development work and goodwill – none.

### Note 4 – Land in perpetual use

The value of land in perpetual usufruct – did not occur.

### Note 5 – The value of fixed assets not amortised or depreciated by the entity, used under rental, tenancy and other, including lease agreements

Did not occur.

### Note 6 – Information on the number and value of securities or rights held, including share certificates, convertible debt securities, warrants and options, with an indication of the rights they confer

Did not occur.

### Note 7 – Intangible assets

Major intangible assets – none.





## Note 8 – Non-current assets

Major fixed assets – did not occur.

## Note 9 – Inventory write-offs

The company did not write off inventories, as it operates a service business and does not have inventory.

## Note 10 – Prepayments

Status as of:	31.12.2020	31.12.2019
Deferred tax assets	174,538.87	0.00
Other long-term prepayments	121,141.49	0.00
<b>Total long-term prepayments</b>	<b>295,680.36</b>	<b>0.00</b>
<b>Short-term prepayments</b>	<b>920,437.31</b>	<b>503,279.01</b>

## Note 11 – Share capital

Share capital as of the balance sheet date was PLN 2,220,000.00.

Ownership structure of share capital as of December 31, 2020:

Name of shareholder	Number of shares held	Nominal value of shares held	Percentage share in the share capital	Percentage of votes held
Medical Finance Group SA	44,400	2,220,000.00	100%	100%
<b>Total</b>	<b>44,400</b>	<b>2,220,000.00</b>	<b>100%</b>	<b>100%</b>

## Note 12 – Distribution of profit / coverage of loss for the current financial year

The net profit for the financial year 2020 in the amount of PLN 2,717,495.17 will be used to increase the capital reserve.

## Note 13 – Change in provisions

	Deferred tax liability	Provisions for retirement and similar benefits		Other provisions		Total
		Long-term	Short-term	Long-term	Short-term	
<b>Open balance 01.01.2020</b>	0.00	0.00	0.00	0.00	91,436.00	<b>91,436.00</b>
<b>Increases</b>	489,223.00	0.00	0.00	0.00	450,000.00	<b>939,223.00</b>
<b>Use</b>	0.00	0.00	0.00	0.00	91,436.00	<b>91,436.00</b>
<b>Other</b>	0.00	0.00	0.00	0.00	0.00	<b>0.00</b>
<b>Closing balance 31.12.2020</b>	<b>489,223.00</b>	<b>0.00</b>	<b>0.00</b>	<b>0.00</b>	<b>450,000.00</b>	<b>939,223.00</b>

**Note 14 – Average employment in the fiscal year**

The company did not employ any employees in 2020.

**Note 15 – Remuneration of members of management, supervisory or administrative bodies**

Did not occur.

**Note 16 – Transactions with members of management, supervisory or administrative bodies**

During the fiscal year, the company did not grant loans to members of its management bodies.

The company paid the CEO's benefit under the surety. The amount of these benefits in the financial year amounted to PLN 240,032.85.

As of the balance sheet date, the capital value of loans received from members of the management bodies amounted to PLN 200,000.00.

All of the above transactions were conducted at arm's length.

**17 – Information on revenues, costs and results of discontinued operations in the financial year or expected to be discontinued in the next year**

Did not occur.

**Note 18 – Information on income and expenses of extraordinary value or which occurred incidentally**

Did not occur.

**Note 19 – Information on exchange rates adopted for valuation of financial statement items expressed in foreign currencies**

Did not occur.

**Note 20 – Going concern**

The financial statements have been prepared on the assumption of continued business operations for the foreseeable future.



## Note 21 – Contingent liabilities and liabilities secured on the Company's assets

As of December 31, 2020, the Company had collateral established on the entity's assets amounting to:

Liability	Issue amount / credit limit	Date of allocation / agreement	End date of liability / collateral	Type of collateral	Subject of security	Value of the security	Entity in whose favour the collateral / pledgee was established	Pledge number in the pledge registry	Court of registration
series I bonds	PLN 10,000,000	10/01/2020	10/01/2022						
				Registered pledge	B3 - loan receivables portfolio	100% emissions	Security Administrator - CVI Trust sp. z o.o.	2637178	District Court for the Capital City of Warsaw, XI Commercial Division of the Pledge Register
				Registered pledge	B3 - loan receivables portfolio	60% emissions	Security Administrator - CVI Trust sp. z o.o.	2635599	District Court for the Capital City of Warsaw, 11th Commercial Division of the Pledge Register
				Registered pledge	bank accounts		Security Administrator - CVI Trust sp. z o.o.		District Court for the Capital City of Warsaw, 11th Commercial Division of the Pledge Register
				Assignment of receivables		10% emissions	Security Administrator - CVI Trust sp. z o.o.		
series K bonds	PLN 12,000,000	23/03/2020	23/03/2022						
				Registered pledge	B3 - loan receivables portfolio	100% emissions	Security Administrator - CVI Trust sp. z o.o.	2642061	District Court for the Capital City of Warsaw, 11th Commercial Division of the Pledge Register
				Registered pledge	B3 - loan receivables portfolio	60% emissions	Security Administrator - CVI Trust sp. z o.o.	2645394	District Court for the Capital City of Warsaw, 11th Commercial Division of the Pledge Register
				Registered pledge	bank accounts		Security Administrator - CVI Trust sp. z o.o.	2644748	District Court for the Capital City of Warsaw, 11th Commercial Division of the Pledge Register
				Assignment of receivables		10% emissions	Security Administrator - CVI Trust sp. z o.o.		
series M bonds	PLN 4,000,000	31/08/2020	31/08/2021						
				Registered pledge	B3 - loan receivables portfolio	100% emissions	Security Administrator - Advocate Kamil Cholewinski	2664712	District Court for the City of Warsaw, in Warsaw, 11th Commercial Division of the Pledge Register
series P bonds	PLN 2,650,000	29/10/2020	28/10/2021						





series R1 bonds	PLN 1,240,000	18/11/2020	08/11/2021	Registered pledge	B3 - loan receivables portfolio	100% emissions	Security Administrator - Advocate Kamil Cholewinski	2671072	District Court for the City of Warsaw in Warsaw, 11th Commercial Division of the Pledge Register
series S bonds	PLN 3,000,000	30/11/2020	30/05/2022	Registered pledge	B3 - loan receivables portfolio	100% emissions	Security Administrator - Advocate Kamil Cholewinski	2671034	District Court for the Capital City of Warsaw, 11th Commercial Division of the Pledge Register
series U bonds	PLN 1,283,000	30/11/2020	30/05/2022	Registered pledge	B3 - loan receivables portfolio	100% emissions	Security Administrator - Advocate Kamil Cholewinski	2673078	District Court for the City of Warsaw. in Warsaw, 11th Commercial Division of the Pledge Register
Contract No. 000/19/715 on revolving credit	PLN 3,000,000	26/02/2021	26/08/2021	Registered pledge	B3 - loan receivables portfolio	100% emissions	Security Administrator - Advocate Kamil Cholewinski	2672789	District Court for the Capital City of Warsaw, 11th Commercial Division of the Pledge Register
				Registered pledge	B3 - loan receivables portfolio	PLN 2,100,000	Cooperative Bank in Ostrow Mazowiecka	2642910	District Court for the Capital City of Warsaw, 11th Commercial Division of the Pledge Register
				Registered pledge	bank accounts		Bank Spółdzielczy (Cooperative Bank) in Ostrow Mazowiecka	2643560	District Court for the City of Warsaw. Warsaw, 11th Commercial Division of the Pledge Register

The Company did not provide guarantees, sureties or other contingent liabilities in 2020.



## Note 22 – Consolidation of financial statements

The Company is a subsidiary of Medical Finance Group S.A., based at ul. Lechicka 23A  
REGON 142446622 NIP: 5242711463 KRS: 0000422868

## Note 23 – Transactions with related parties

Entity	Medical Finance Group S. A.	
	In 2020	In 2019
Type of revenue/cost		
Interest on loan granted (income)	2,624,264.86	356,036.11
Interest on loan received (cost)	21,989.54	11,192.58

Entity	Medical Finance Group S. A.	
	31.12.2020	31.12.2019
Type of transaction/ Balance as of		
Loans granted	42,326,333.61	12,573,372.22
Other receivables (settlements arising from assignment of loan portfolio)	110,011.64	-
Liabilities	-	303,430.00



# Note 24 – Long-term investments

	Real Estate	Intangible assets	Long-term financial assets in related parties	Non-current financial assets in other entities in which the entity has committed capital.	Other long-term investments	Total
Opening balance 01.01.2020	0.00	0.00	12,420,000.00	-	6,896,697.83	19,316,697.83
Increases	-	-	33,674,068.75	-	-	-
- granting of loans	-	-	33,674,068.75	-	11,648,396.78	-
- transfer	-	-	-	-	-	-
- pricing	-	-	-	-	-	-
Decreases	-	-	6,392,000.00	-	-	-
- sale	-	-	-	-	-	-
- transfer	-	-	-	-	-	-
- repayment of loans	-	-	6,392,000.00	-	-	-
- write-off	-	-	-	-	-	-
- pricing	-	-	-	-	-	-
C.B. 31.12.2022	0.00	0.00	39,702,068.75	0.00	18,545,094.61	58,247,163.36





**Note 25 – Receivables by maturity period**

Receivables	Open balance	Closing balance	Open balance	Closing balance
	01.01.2020	31.12.2020	01.01.2020	31.12.2020
	up to 12 months		over 12 months	
<b>Related entities:</b>	0.00	110,011.64	0.00	0.00
a) trade liabilities	-	-	-	-
b) other	-	110,011.64	-	-
<b>Other entities:</b>	43,435.62	20,479.42	0.00	0.00
a) Credits and loans	-	-	-	-
a) on account of trade liabilities	42,942.62	18,926.20	0.00	0.00
c) other financial liabilities	-	-	-	-
d) Advances received for deliveries	-	-	-	-
e) Bill-of-exchange liabilities	-	-	-	-
f) From taxes, duties , insurance and other benefits	-	38.00	-	-
g) On account of wages and salaries	-	-	-	-
h) Other	493.00	1,515.22	-	-
<b>Total</b>	<b>43,435.62</b>	<b>130,491.06</b>	<b>0.00</b>	<b>0.00</b>

The Company did not recognize an allowance for trade receivables in the current year.

**Note 26 – Liabilities by maturity period**

Balance at December 31, 2020

	Liabilities by maturity				
	Up to 1 year	Above 1 months up to 3 years	Over 3 years to 5 years	Over 5 years	Total
<b>To related entities</b>	-	-	-	-	-
<b>Towards entities in which the entity has equity interests</b>	-	-	-	-	-
<b>In view of the others units, including:</b>	11,118,317.76	56,981,000.00	-	-	12,704,125.48
- credits and loans	1,672,125.48	11,032,000.00	-	-	12,704,125.48
- on account of supplies and services	73,293.39	-	-	-	73,293.29

- other financial liabilities	9,340,000.00	45,949,000.00	-	-	55,289,000.00
- other	32,898.89		-	-	32,898.89
<b>Total</b>	<b>11,118,317.76</b>	<b>56,981,000.00</b>	-	-	<b>68,009,317.76</b>

As of December 31, 2020, the Company had liabilities under issued bonds in the total amount of PLN 55,289,000.00, of which PLN 45,949,000.00 relates to the long-term part and the amount of PLN 9,340,000.00 in the short-term part. Bond liabilities by series amount to:

Series of bonds	Amount of liability by maturity periods	
	> 12 months	< 12 months
A	1,150,000.00	
B	2,386,000.00	
D	3,000,000.00	
G	1,460,000.00	
H	5,248,000.00	
I	10,000,000.00	
K	7,000,000.00	
N	4,120,000.00	
M		4,000,000.00
N	1,000,000.00	
O	1,002,000.00	
P		2,650,000.00
R		1,450,000.00
R1		1,240,000.00
T	2,000,000.00	
S	3,000,000.00	
U	1,283,000.00	
W	1,500,000.00	
X	1,800,000.00	
<b>Total</b>	<b>45,949,000.00</b>	<b>9,340,000.00</b>

#### Note 27 – Loans granted

The value of loans granted as of the balance sheet date was:

Loans granted	Long-term part	Short-term part
Related parties, including:	<b>39,702,068.75</b>	<b>2,624,264.86</b>
- Medical Finance Group S.A.	39,702,068.75	2,624,264.86
Other entities, including:	<b>18,545,094.61</b>	<b>19,375,109.18</b>
- medical loans	18,295,094.61	19,375,109.18
- other loans	250,000.00	

The company has written off outstanding loan receivables in the amount of PLN 393,880.55 in 2020.

**Note 28 – Structure of net revenues from sales**

Type	For the year 2020	For the year 2019
<b>Sales of financial intermediation services</b>	181,396.91	265,780.40
<b>Interest on loans</b>	1,544,104.65	592,130.03
<b>Preparation fee for granting loans</b>	6,465,463.69	3,024,246.24
<b>Total net revenues from sales</b>	<b>8,190,965.25</b>	<b>3,882,156.67</b>

**Note 29 - Other operating revenues**

	For the year 2020	For the year 2019
Profit on disposal of fixed assets and intangible assets		
Grants		
Revaluation of non-financial assets		
- release of write-offs of receivables		
- release of provisions		
- refunded, remitted taxes		
- reimbursements received for litigation costs		
- on account of inventory differences		
Other	0.00	18.05
<b>Total</b>	<b>0.00</b>	<b>18.05</b>





# **Note 30 – Other operating costs**

	For the year 2020	For the year 2019
Loss on disposal of fixed assets and intangible assets		
Revaluation of financial assets, including:		
Inventory write-downs		
- write-offs of receivables		
Revaluation of investments	471,440.27	
Other operating costs, including:		
- created provisions	450,00.00 [entry according to the original document]	
- donations		
- receivables written off		
- liquidation costs of fixed assets		
- litigation costs		
- inventory liquidation costs		
Other	77,559.72	145,273.98
<b>Total</b>	<b>921,440.27</b>	<b>145,273.98</b>



## Note 31 – Financial revenues

	Year ended on 31/12/2020	Year ended on 31/12/2019
<b>Profits from interests in other entities, including:</b>		
- profits from interests in related entities		
- profits from interests in other entities		
<b>Interest, including:</b>	<b>2,624,264.86</b>	
- interest from involved entities		
- interest from related entities	2,624,264.86	
- interest from other counterparties		
- interest on bonds		
- budget interest		
- bank interest		
- other interest	0.49	177,539.75
<b>Revenues from disposal of investments, including:</b>		
- from the sale of shares		
<b>Revaluation of investments, including</b>	<b>25,912.00</b>	
- bond valuation	25,912.00	
<b>Other, including:</b>		
- exchange rate differences		
- other financial revenues		
<b>Total</b>	<b>2,650,177.35</b>	<b>177,539.75</b>

## Note 32 – Financial costs

	Year ended on 31/12/2020	Year ended on 31/12/2019
<b>Interest, including:</b>	<b>4,660,627.71</b>	<b>627,272.77</b>
- interest on credits and loans	850,039.63	134,478.66
- budget interest		
- bank interest		
- interest on bonds	3,810,588.08	492,736.11
- other interest		58.00
<b>Loss from disposal of investments, including:</b>		
- other		
<b>Revaluation of investments, including:</b>		
- shares of purchased companies		
- purchased own shares		
- other		
<b>Other, including:</b>	<b>752,946.50</b>	<b>159,347.69</b>
- exchange rate differences	26.88	
- created provisions		
- other financial costs	752,919.62	159,347.69
<b>Total</b>	<b>5,413,574.21</b>	<b>786,620.46</b>



**Note 33 – Information on income, expenses and results of discontinued operations**

Did not occur.

**Note 34 – Costs of construction of fixed assets under construction, fixed assets for own use**

Did not occur.

**Note 35 – Value of interest and foreign exchange differences that increased the purchase price of goods or cost of manufacturing of products**

Did not occur.

**Note 36 – Expenditures on non-financial fixed assets and on environmental protection incurred in the last year and planned for the next year**

Did not occur.

**Note 37 – Value and nature of the individual items of revenues or costs of extraordinary value or that occur incidentally.**

Did not occur.

**Note 38 – Significant assumptions used to determine the fair value of assets that are not financial instruments**

In financial year 2020, the Company had no non-financial instrument assets measured at fair value.

**Note 39 – Cash structure to the cash flow statement**

	For 2020	For 2019
Cash in the bank	1,071,762.20	130,006.46
Cash in hand	-	4,970.00
Other cash	-	-
Revolving credits (available limit)	1,400,000.00	-

**Note 40 – Information on the nature and business purpose of contracts entered into by the entity not included in the balance sheet**

Did not occur.





**Note 41 – Information on transactions concluded by the entity on other than market terms with related parties**

Did not occur.

**Note 42 – Information on revenues and expenses due to errors made in previous years, relating to equity in the financial year**

Did not occur.

**Note 43 – Comparability of prior year financial statements data with current year financial statements**

These financial statements include comparable data. The comparability of data has been maintained in 2019-2020 despite the change in the form of presentation of the report (the reports for 2020 have been prepared based on Appendix 1 to the Accounting Act). In particular, the Company has prepared a cash flow statement and a statement of changes in equity for 2019.

**Note 44 – Information on joint ventures that are not consolidated**

Did not occur.

**Note 45 – A list of companies in which the entity has equity interests or 20% in the total number of votes in a decision-making body of the Company**

The Company does not hold shares in other entities.

**Note 46 – Merger of commercial companies**

Did not occur.

**Note 47 – Cash accumulated in split payment account**

As of 31.12.2020, the Company has accumulated funds in the split payment account in the amount of: PLN 0.00

**Note 48 – Information on auditor's remuneration**

Information on auditing firm remuneration due (or paid) for the financial year 2020 separately for

- 1) Statutory audit - PLN 16.000
- 2) Other audit services - PLN 0
- 3) Tax consulting services - PLN 0
- 4) Other services - PLN 0

**Note 49 – Undisclosed information**

Information required by Attachment No. 1 to the Accounting Act, not disclosed in the financial statements, did not occur during the current period.



## Note 50 – impact of the COVID-19 outbreak on the Company's operations

The year 2020 saw the spread of the COVID-19 virus (coronavirus) in many countries. This situation is having a negative impact on the world economy. Significant weakening of the Polish currency, fluctuation of commodity prices, decline in the value of shares may affect the entity's situation in 2020. Management considers such a situation as an event that does not result in adjustments to the 2019 financial statements, but as an event after the balance sheet date, requiring additional disclosures.

The national isolation and the freezing of the economy had an impact on the Company's operations up to the date of the financial statements. By mid-March 2020, the company had recorded record loan sales. Over 7.5 million loans were granted during this period. As of mid-March 2020, the government-imposed isolation and exclusion of nearly ¾ of industries including medical offices from economic life has reduced the number and value of loans. In April, the decline was 57 percent compared to March 2020. Nonetheless, in April, the Company lent nearly 900 thousand zlotys. In late March and early April, the Company's management, reacting dynamically to the changes, introduced a plan to optimize costs and secure liquidity. In the first case, liquidity is secured by the loan portfolio itself, which is mainly built in the stable and strong dental segment. As of today, management does not see any negative changes in loan repayment compared to before the outbreak. This is undoubtedly due to the quality of the portfolio. In the first half of May 2020, following the government's decisions to partially unfreeze the economy, medical offices began accepting patients, which translated into the Company's sales results. In the first week of May, the Company granted loans totalling more than 500 thousand zlotys, already nearly 60 percent of all sales in April. The following months of unfreezing the economy brought business back into full swing. Sales very quickly returned to pre-epidemic levels, recorded record levels in the following months and stabilized at around 3 - 3.2 million zlotys by November. In December, meanwhile, loan sales surpassed the 4 million zloty barrier. In the first quarter of 2021, the company's sales increased by more than 61 percent compared to the same period in 2020.

According to the company's management, apart from a few periods of hard freeze in the economy, the pandemic did not have a significant impact on the company's operations. We anticipate that once the required percentage of the population is vaccinated, that part of the demand for medical services, which has so far been frozen due to the pandemic, will result in a large increase in the market and thus an increase in demand for financing medical procedures.

XX

I, **Tomasz Budkowski**, sworn translator (TP/423/06), hereby certify that this is a true translation of the document presented to me.

The register in my custody is 31/08/2023

Wrocław, 16 August 2023


\*\*\* Certified translation from Polish \*\*\*

**Report of the Management Board of  
MediRaty SPÓŁKA Z OGRANICZONĄ  
ODPOWIEDZIALNOŚCIĄ**

**on operations for the period from 01.01.2020 to  
31.12.2020**

**1. General information**

Mediraty Spółka z ograniczoną odpowiedzialnością (formerly Gobroker Sp. z o.o.) was established on the basis of the Notarial Deed dated 24.04.2014.

The Company was entered in the National Court Register maintained by the District Court for the capital city of Warsaw, 13th Commercial Division of the National Court Register, under KRS number 0000516085.

The Company has been assigned statistical number REGON 147327804 and NIP 522-30-17-773. The Company's headquarters is located at ul. Lechicka 23a, in Warsaw (02-156).

On 31.05.2019 KRS the District Court for the City of Warsaw in Warsaw, 13th Commercial Division of the National Court Register registered the change of the Company's name from GoBroker spółka z ograniczoną odpowiedzialnością to MediRaty spółka z ograniczoną odpowiedzialnością.

**2. Stockholders and share capital**

As at the balance sheet date, the Company's share capital amounts to PLN 2,220,000.00 and is divided into 40400 shares with a nominal value of PLN 50.00.

		Number of shares	Number of votes	Nominal value of shares	Share in the share capital
MEDICAL GROUP SA	FINANCE	40400	40400	2,220,000.00	100.00 %
<b>Total</b>		<b>40400</b>	<b>40400</b>	<b>2,220,000.00</b>	<b>100.00 %</b>

**3. Company performance in the 2020 financial year**

**a) During the Financial Year, the Company declared:**

- net operating revenue in the amount of: PLN 8,190,965.25
- operating profit in the amount of: PLN 6,159,264.16
- financial revenues in the amount of: PLN 2,650,177.35
- operating costs in the amount of: PLN 2,031,701.09
- financial costs in the amount of: PLN 5,413,574.21
- net profit in the amount of: PLN 2,717,495.17





The Company had cash in the amount of PLN 1,071,754.78 at the end of 2020. The Company's liquidity is not at risk due to having high other short-term investments in the form of loans granted to unrelated parties which amounted to PLN 19,375,109.18 PLN and 2,624,264.86 at the end of 2020 in the form of loans granted to related parties.

At the end of the financial year, the Company's long-term liabilities amounted to PLN 56,981,000.00, while short-term liabilities amounted to PLN 11,118,317.76.

At the end of the financial year, the Company's long-term investments amounted to PLN 58,247,163.36 and short-term investments to PLN 23,071,128.82.

***b) Evaluation of the results obtained***

In the Financial Year, the Company achieved revenues of PLN 8.2 million and an operating result of PLN 6.2 million, giving an operating profitability of 75.2%. The Company's net result amounted to PLN 2.7 million and the net profitability in 2020 was 33.2%. The Company's assets amounted to PLN 83.1 million, its liabilities to PLN 69.4 million and its equity to PLN 13.6 million. ROE (return on equity) was 19.9 percent, w ROA (return on assets) was equal to 3.2 percent.

***c) Information on the acquisition of own stocks***

The Company did not acquire any own shares during the Financial Year.

***d) Information on the entity's branches (establishments)***

During the Financial Year, the Company had no branches or establishments.

**4. Significant events during the Financial Year**

***a) Research and development***

During the Financial Year, the Company was not involved in research and development activities.

***b) Other significant events during the Financial Year***

There were no significant events during the Financial Year.

***c) Significant events after the end of the Financial Year***

The year 2020 saw the spread of the COVID-19 virus (coronavirus) in many countries. This situation is having a negative impact on the world economy. Significant weakening of the Polish currency, fluctuation of commodity prices, decline in the value of shares may affect the entity's situation in 2020. Management considers such a situation as an event that does not result in adjustments to the 2019 financial statements, but as an event after the balance sheet date, requiring additional disclosures. The national isolation and the freezing of the economy had an impact on the Company's operations up to the date of the financial statements. By mid-March 2020, the company had recorded record loan sales, with more than 7.5 million in loans granted during the period. As of mid-March 2020, the government-imposed isolation and exclusion of nearly ¾ of industries including medical offices from economic life has reduced the number and value of loans. In April, the decline was 57 per cent compared to March 2020. Nonetheless, in April, the Company lent nearly 900 thousand zlotys. In late March and early April, the Company's management, reacting dynamically to the changes, introduced a plan to optimize costs and secure liquidity. In the first case, liquidity is secured by the loan portfolio itself, which is mainly built in the stable and strong dental segment. As of today, management does not see any negative changes in loan repayment compared to before the outbreak. This is undoubtedly due to the quality of the portfolio.



An important safeguard for the Company's liquidity is a bank loan of PLN 3 million received after the outbreak in Poland, as well as lines of credit from shareholders of the parent company, MFG S.A., for a total of PLN 8 mil. In the first half of May 2020, following the government's decisions to partially unfreeze the economy, medical offices began accepting patients, which translated into the Company's sales results. In the first week of May, the Company granted loans totalling more than 500 thousand zlotys, already nearly 60 percent of all sales in April. The following months of unfreezing the economy brought business back into full swing. Sales very quickly returned to pre-epidemic levels, recorded record levels in the following months and stabilized at around 3 - 3.2 million zlotys by November.

In December, however, loan sales surpassed the PLN 4 million barrier. In the first quarter of 2021, the Company's sales increased by more than 61 per cent compared to the same period in 2020.

## **5. Future situation of the Company**

### ***a) Indication of risk factors and description of threats to the Company's operation***

In view of the slow stabilization of the epidemiological situation in Poland and the gradual unfreezing of the economy, the Management Board does not perceive any significant risks and expects a rapid return to the path of dynamic growth in the Company's revenues and financial results. According to the company's management, apart from a few periods of hard freeze in the economy, the pandemic did not have a significant negative impact on the company's operations.

The Company's management expects high growth rates in 2021. This picture will be influenced by factors such as the vaccination of the required percentage of the population, which will result in that part of the demand for medical services, which has so far been frozen due to the pandemic, causing a large increase in the market and thus an increase in the demand for financing medical procedures. The second important factor that will have an impact on the Company's sales and profitability growth is the new, better-tailored products that the Company introduced in Q3 2020.

### ***b) Anticipated future development of the entity***

The Company's Management Board foresees the development of the company through an increase in the scope and scale of operations aimed at improving EBITDA.

### ***c) Anticipated financial situation***

The Company's Management Board plans to increase its financial result by increasing the scope and scale of its operations.

By adapting its product range to the current needs of its customers, expanding and simplifying its procedures, the Company plans to increase the value of granted loans and increase its sales revenue.

Warsaw, 20.04.2021

For the Management Board

Jakub Czarzasty - President of  
the Management Board

Sławomir Bielec - Member of the  
Management Board

Singature Not Verified

Electronically signed by

Jakub Czarzasty

Date: 2021.04.20 10:11:16 CEST



Sławomir Bielec

Electronically signed by Sławomir Bielec Date:  
2021.04.20 09:55:45

+02'00'

XX

I, **Tomasz Budkowski**, sworn translator (TP/423/06), hereby certify that this is a true translation of the document presented to me.

The register in my custody is 30/08/2023

Wrocław, 16 August 2023

T. Budkowski





Tomasz Budkowski, MA  
sworn translator of English

\*\*\* Certified translation from Polish \*\*\*

---

## INDEPENDENT AUDITOR'S REPORT

### For the Meeting of Shareholders of Medirata Limited Liability Company with its registered office in Warsaw.

#### Report on the audit of the annual financial statements

##### *Opinion*

We have audited the accompanying annual financial statements of Mediraty Spółka z ograniczoną odpowiedzialnością, with its registered office in Warsaw at 23A Lechicka Street ("Company"), which comprise the introduction to the financial statements, the balance sheet as at 31 December 2020 and the income statement, the statement of changes in equity, the cash flow statement for the financial year from 1 January to 31 December 2020 and the notes to the financial statements ("*financial statements*").

In our opinion, the accompanying financial statements:

- present a true and fair view of the Company's assets and financial position as of December 31, 2020, and of its financial result and cash flows for the financial year ended on that date, in accordance with the applicable provisions of the Accounting Act of September 29, 1994 ("Accounting Act" - Journal of Laws of 2021, item 217) and accounting principles (policies) adopted;
- are consistent in form and content with the Company's applicable laws and the Articles of Association,
- have been prepared on the basis of properly kept account books in accordance with the provisions of Chapter 2 of the Accounting Act.

#### Kancelaria Biegłych Rewidentów GA-BO Spółka z o.o

Ul. Halicka 10/11 lok. 208, 31-036 Kraków, Poland tel. + 48 22 594 16 40, e-mail : [biuro@kbrgabo.pl](mailto:biuro@kbrgabo.pl), [www.kbrgabo.pl](http://www.kbrgabo.pl),  
District Court for Kraków-Śródmieście in Kraków 11th Commercial Division KRS no. 0000357672. NIP: 676-242-14-18/  
REGON: 121246813. Auditing Firm No. 3613.



### *Basis for opinion*

We conducted our audit in accordance with the National Standards on Auditing in the wording of the International Standards of Auditing adopted by resolution of the National Council of Statutory Auditors No. 3430/52a/2019 on 21 March 2019 on national standards of auditing and other documents ("NSA") and in accordance with the Act on statutory auditors, auditing firms and public supervision dated May 11, 2017 ("Auditors Act" - consolidated text, Journal of Laws of 2020, item 1415)

Our responsibility under these standards is further described in the section of our report entitled "Auditor's Responsibility for the Audit of Financial Statements".

We are independent of the Company in accordance with the International Code of Ethics for Professional Accountants (including the International Independence Standards) of the International Ethics Standards Board for Accountants ("IESBA Code") adopted by a resolution of the National Council of Statutory Auditors No. 3430/52a/2019 on 21 March 2019 on principles of professional ethics for statutory auditors and other ethical requirements that apply to auditing financial statements in Poland. We have fulfilled our other ethical obligations in accordance with these requirements and the IESBA Code. During the course of the audit, the key auditor and the auditing firm remained independent of the Company in accordance with the independence requirements of the Auditors Act.

We believe that the audit evidence we have obtained is sufficient and appropriate to form the basis for our opinion.


### *Explanation with special attention - pandemic COVID-19*

The year 2020 and then the beginning of 2021 brought further spread of the SARS-CoV-2 virus (coronavirus) in many countries. This situation has an overall negative impact on the global and domestic economies. However, the sharp changes in the main macroeconomic indicators and the weakening of the general economy did not affect the Company's situation in 2020, which recorded an improvement in the level of all its main economic indicators in the year under review. Management believes that the pandemic does not have a material impact on the company's operations, as reported in Note 50 of the notes to the financial statements.

Our opinion does not contain an objection to the matter.

### *Explanation with attention - change in the form of presentation of financial statements*

In 2020, the Company changed the form of presentation of the financial statements, such that the financial statements for 2020 were prepared on the basis of Appendix 1 of the Accounting Act of 29 September 1994 (Journal of Laws of 2021, item 217), while for the previous reporting year the statements were prepared in accordance with Appendix 5 of the Act. This resulted in the preparation of new additional elements of the financial statements for 2020, namely the statement of changes in equity and the cash flow statement (for both 2019 and 2020).





The detailed presentation of financial data for 2019-2020 in the financial statements remained unchanged despite the change in the form of presentation, the comparability of data in 2019- 2020 was maintained. The detail of the comparative data corresponds to the detail of the data in the reporting year. The entity announced this change in paragraphs 2 and 43 of the notes.

Our opinion does not contain an objection to the matter.

*Responsibility of the Management Board for the financial statements*

The Company's Management Board is responsible for the preparation, on the basis of properly maintained account books, of financial statements that give a true and fair view of the Company's assets, financial position and result in accordance with the provisions of the Accounting Act, the accounting principles (policy) adopted, the laws applicable to the Company and the Company's Articles of Association, and for such internal control as the Company's Management Board determines is necessary to enable the preparation of financial statements that are free from material misstatement, whether due to fraud or error.

In preparing the financial statements, the Company's Management Board is responsible for assessing the Company's ability to continue as a going concern, disclosing, if applicable, matters related to going concern, and adopting the going concern basis of accounting, except when the Management Board either intends to liquidate the Company or to discontinue operations or has no viable alternative to liquidation or discontinuance.

The Company's Management Board is responsible for ensuring that the financial statements meet the requirements of the Accounting Act.

*Auditor's responsibility for audit of financial statements*

Our objectives are to obtain reasonable assurance about whether the financial statements as a whole are free from material misstatement due to fraud or error and to issue an audit report containing our opinion. Reasonable assurance is a high level of certainty, but it does not guarantee that an audit conducted in accordance with the National Standards on Auditing will always detect an existing material misstatement. Misstatements may arise as a result of fraud or error and are considered material if they could reasonably be expected to individually or in the aggregate affect the economic decisions of users made on the basis of these financial statements.

The scope of the audit does not include assurance as to the future profitability of the Company or the efficiency or effectiveness of the Company's Management Board of its affairs now or in the future.





During an examination compliant with the National Standards on Auditing, we use professional judgement and maintain professional scepticism, as well:

- we identify and assess the risks of material misstatement of the financial statements due to fraud or error, design and perform audit procedures appropriate to those risks, and obtain audit evidence that is sufficient and appropriate to form the basis of our opinion. The risk of undetected material misstatement resulting from fraud is greater than that resulting from error because fraud may involve collusion, forgery, intentional omissions, misrepresentation or circumvention of internal controls;
- we obtain an understanding of the internal control relevant to the audit in order to design audit procedures that are appropriate in the given circumstances, but not for the purpose of expressing an opinion on the effectiveness of the Company's internal control;
- we assess the appropriateness of the accounting principles (policy) used and the appropriateness of the accounting estimates and related disclosures made by the Management Board;
- we draw a conclusion on the appropriateness of the Company's Management Board's use of the going concern basis of accounting and, based on the audit evidence obtained, whether there is any material uncertainty related to events or conditions that may cast significant doubt on the Company's ability to continue as a going concern. If we conclude that a material uncertainty exists, we are required to draw attention in our auditor's report to related disclosures in the financial statements or, if such disclosures are inadequate, we modify our opinion. Our conclusions are based on audit evidence obtained up to the date of our auditor's report; however, future events or conditions may cause the Company to cease operations as a going concern;
- we evaluate the overall presentation, structure and content of the financial statements, including disclosures, and whether the financial statements present the underlying transactions and events in a manner that ensures a fair presentation.

#### **Other information, including a report on operations**

Other information consists of a report on the Company's operations for the financial year ended December 31, 2020 ("*Report on Operations*").

#### *Responsibility of the Management Board*

The Company's Management Board is responsible for preparing the Report on Operations in accordance with the provisions of law.

The Company's Management Board is required to ensure that the Company's Report of Operations meets the requirements of the Accounting Act.



### *Responsibility of the Auditor*

Our audit opinion on the financial statements does not cover the Report on Operations. In connection with our audit of the financial statements, it is our responsibility to review the Report on Operations and, in doing so, to consider whether it is materially inconsistent with the financial statements or our knowledge obtained during the audit, or otherwise appears materially misstated. If, based on the work performed, we find material misstatements in the Report on Operations, we are required to report this in our audit report. Our responsibility under the requirements of the Auditors Act is also to issue an opinion as to whether the report on operations has been prepared in accordance with the regulations and whether it is consistent with the information contained in the financial statements.

### *Opinion on the report on operations*

Based on the work performed in the course of the audit, in our opinion, the Company's Report on Operations:

- was prepared in accordance with Article 49 of the Accounting Act,
- is consistent with the information contained in the financial statements.

In addition, in light of the knowledge of the Company and its environment obtained during our audit, we declare that we have found no material misstatements in the Report on Operations.

The key auditor responsible for the audit resulting in this independent auditor's report is Robert Wiśniewski.

Acting on behalf of Kancelaria Biegłych Rewidentów Ga-Bo Spółka z ograniczoną odpowiedzialnością, with its registered office in Kraków (31-036), at ul. Halicka 10/11 lok 208, entered on the list of audit firms under number 3613, on behalf of which the key auditor audited the financial statements.

**Robert  
Wiśniewski**

Electronically signed  
by Robert Wiśniewski

Date: 2021.04.20  
22:26:40 +02'00'

Robert Wisniewski, registration No. 11251

Kraków, April 20, 2021



XX

I, **Tomasz Budkowski**, sworn translator (TP/423/06), hereby certify that this is a true translation of the document presented to me.

The register in my custody is 32/08/2023

Wrocław, 16 August 2023

T. Budkowski

